



Scholars Research Library

Der Pharmacia Lettre, 2011, 3 (6):163-172
(<http://scholarsresearchlibrary.com/archive.html>)



Formulation Development of Etoricoxib Tablets by Wet Granulation and Direct Compression Methods Employing Starch Phosphate- A New Modified Starch

K. P. R. Chowdary*, Veeraiah Enturi and T. V. Pallavi

University College of Pharmaceutical Sciences, Andhra University, Visakhapatnam

ABSTRACT

The objective of the present study is to develop etoricoxib rapidly dissolving tablet formulations by wet granulation and direct compression methods employing starch phosphate, a new modified starch. As per FDA guidelines on biowaivers, drug products containing weakly acidic BCS class II drugs with a dissolution of > 85% in 30 min are eligible for biowaiver. Hence a dissolution of > 85% in 30 min is taken as target dissolution to achieve in the formulation development of etoricoxib tablets. Starch phosphate prepared by reacting starch with di-sodium hydrogen orthophosphate anhydrous at elevated temperatures was insoluble in water and has good swelling (400%) property without pasting or gelling when heated in water. In the micromeritic evaluation, the angle of repose and compressibility index values revealed the excellent flow characteristic of starch phosphate prepared. All the physical properties studied indicated that starch phosphate is a promising pharmaceutical excipient in tablets. FTIR study indicated no drug-excipient interaction between starch phosphate and the drugs studied. Etoricoxib rapidly dissolving tablets with >85% dissolution in 30 min could be formulated employing starch phosphate as directly compressible vehicle by direct compression method (BF3) and also employing etoricoxib-starch phosphate (1:2) solid dispersion by wet granulation method (BF4). Formulations BF3 and BF4 respectively gave 87.59% and 95.14% dissolution in 30 min fulfilling the target dissolution requirement for biowaiver.

Keywords: Etoricoxib Tablets, Starch Phosphate, Direct Compression, Solid Dispersion, Biowaiver.

INTRODUCTION

Etoricoxib, a widely prescribed anti inflammatory analgesic drug belongs to BCS class II and exhibit low and variable oral bioavailability due to its poor solubility and dissolution rate.

Achieving higher dissolution rate is a key factor in its formulation development especially solid dosage forms like tablets. Several techniques[1] such as micronization, cyclodextrin complexation, use of surfactants and solubilizers, solid dispersion in water soluble and dispersible carriers, use of salts, prodrugs and polymorphs which exhibit high solubility, microemulsions and self emulsifying micro and nano disperse systems have been used to enhance the solubility, dissolution rate and bioavailability of poorly soluble drugs. Among the various approaches, solid dispersions in water dispersible excipients is a simple, industrially useful approach for enhancing the solubility, dissolution rate and bioavailability of poorly soluble drugs. We earlier reported [2] starch phosphate, a new modified starch as an efficient carrier in solid dispersions for enhancing the dissolution rate of poorly soluble drugs.

Direct compression is the preferred method for the preparation of tablets [3]. It offers several advantages [4, 5]. Notable among them are (i) It is economical compared to wet granulation since it requires fewer unit operations (ii) More suitable for moisture and heat sensitive APIs since it eliminates wetting and drying steps (iii) Changes in dissolution profiles are less likely to occur in tablets made by direct compression method on storage than in those made from granulations[6]. This is extremely important because the official compendium now requires dissolution specifications in most solid dosage forms [7]. Disintegration or dissolution is the rate limiting step in absorption in the case of tablets of poorly soluble API prepared by wet granulation. The tablets prepared by direct compression disintegrate into API particles instead of granules that directly come into contact with dissolution fluid and exhibits comparatively faster dissolution. Starch phosphate, a new modified starch, was also reported [8] to be a promising directly compressible vehicle for the preparation of tablets by direct compression method.

The objective of the present study is to develop etoricoxib rapidly dissolving tablet formulations by wet granulation and direct compression methods employing starch phosphate, a new modified starch. As per FDA guidelines [9] on biowaivers, drug products containing weakly acidic BCS class II drugs with a dissolution of > 85% in 30 min in phosphate buffer pH 6.8-7.4 are eligible for biowaiver. Hence a dissolution of > 85% in 30 min is taken as target dissolution to achieve in the formulation development of etoricoxib tablets. In the present study starch phosphate was prepared, characterized and used in the formulation development of etoricoxib tablets with >85% dissolution in 30 min.

MATERIALS AND METHODS

Materials

Etoricoxib was gift sample from M/s Hetero Drugs Pvt. Ltd, Hyderabad., Starch phosphate was prepared in the laboratory, Dichloromethane (Qualigens), potato starch (S.D Fine Chemicals), Di-sodium Hydrogen Orthophosphate (Qualigens), Methanol (S.D Fine Chemicals), crospovidone lactose, talc, magnesium stearate and acacia were procured from commercial sources.

Preparation of Starch Phosphate

Starch phosphate was prepared based on the method of Choi et al [10] with some modifications. Potato starch (100 g) and di-sodium hydrogen orthophosphate anhydrous (30 g) were suspended in 100 ml of water and continuously stirred for 20 min. This starch slurry was then filtered and

the wet starch mixture was conditioned for 12 h at room temperature (28⁰C). To enhance phosphorylation, this mixture was heated in a forced air oven at 130 °C for 3 h. The product obtained was ground and sized.

Characterization of Starch Phosphate

The starch phosphate prepared was evaluated for the following

Solubility

Solubility of starch phosphate was tested in water, aqueous buffers of pH 1.2, 4.5, and 7.4 and organic solvents such as alcohol, dichloromethane, chloroform, acetone and petroleum ether.

pH

The pH of a 1% w/v slurry was measured.

Melting Point

Melting point was determined by using melting point apparatus.

Viscosity

Viscosity of 1% dispersion in water was measured using Ostwald Viscometer.

Swelling Index

Starch phosphate (200 mg) was added to 10 ml of water and light liquid paraffin taken in two different graduated test tubes and mixed. The dispersion in the tubes were allowed to stand for 12 h. The volumes of the sediment in the tubes were recorded. The swelling index of the material was calculated as follows.

$$\text{S.I (\%)} = \frac{\text{Volume of sediment in water} - \text{Volume of sediment in light liquid paraffin}}{\text{Volume of sediment in light liquid paraffin}} \times 100$$

Test for gelling property

The gelling property (gelatinization) of the potato starch and starch phosphate prepared was evaluated by heating a 7% w/v dispersion of each in water at 100⁰C for 30 min.

Moisture absorption

The hygroscopic nature of starch phosphate was evaluated by moisture absorption studies in a closed desiccator at 84% relative humidity and room temperature.

Particle size

Particle size analysis was done by sieving using standard sieves.

Density

Density (g/cc) was determined by liquid displacement method using benzene as liquid.

Bulk density [11]

Bulk density (g/cc) was determined by three tap method in a graduated cylinder.

Angle of repose [12]

Angle of repose was measured by fixed funnel method.

Compressibility index [13]

Compressibility index (CI) was determined by measuring the initial volume (V_o) and final volume (V) after hundred tapings of a sample of starch phosphate in a measuring cylinder. CI was calculated using equation

$$\text{Compressibility index (CI)} = \frac{V_o - V}{V_o} \times 100$$

Infrared spectroscopy

The drug excipient interactions were investigated by FTIR studies. The FTIR spectra of pure drug and mixtures of pure drug and starch phosphate (1:1) were recorded on a Perkin Elmer, IR spectrophotometer model: Spectrum RXI, using KBr disc as reference.

Estimation of Etoricoxib

An UV spectrophotometric method based on the measurement of absorbance at 288 nm in phosphate buffer pH 7.4 was used for estimation of etoricoxib. The method obeyed Beer-Lambert's law in the concentration range of 0-10 $\mu\text{m}/\text{mL}$. When the standard drug solution was assayed repeatedly ($n=6$), the relative error (accuracy) and coefficient of variation (precision) were found to be 0.45% and 1.2% respectively. No interference from excipients used was observed.

Formulation of Etoricoxib Tablets

Four different batches of tablets each containing 50 mg of etoricoxib were formulated and evaluated. The formulae of tablets prepared are given in Table 1. In batch BF1 the tablets were formulated employing etoricoxib alone and Dicalcium Phosphate (DCP) as diluent and prepared by wet granulation method using water as granulating fluid. In batch BF2 the tablets were formulated employing etoricoxib alone and lactose as diluent and prepared by wet granulation method using water as granulating fluid. In batch BF3 the tablets were formulated employing starch phosphate as directly compressible vehicle and prepared by direct compression method. In batch BF4 the tablets were formulated employing etoricoxib-starch phosphate (1:2) solid dispersion and the tablets were prepared by wet granulation method employing water as granulating fluid. In all the batches acacia (2%) as binder, crospovidone (5%) as disintegrant, talc (2%) and magnesium stearate (2%) as lubricants were used. In each batch 100 tablets were prepared.

Preparation of Solid Dispersions of Etoricoxib in Starch Phosphate

Solid dispersions of etoricoxib and starch phosphate were prepared in 1:2 ratio of drug: carrier by solvent evaporation method. Etoricoxib (1 g) was dissolved in dichloromethane (10 ml) in a dry mortar to get a clear solution. Starch phosphate (2 g) was then added and mixed. The thick slurry was kneaded for 15 min for complete evaporation of dichloromethane and then dried at 55°C until dry. The dried mass was pulverized and sieved through mesh no. 100.

Table 1 Formulae of Etoricoxib Tablets Formulated Employing Starch Phosphate by Wet Granulation and Direct Compression Methods

Ingredient (mg/Tablet)	Formulation			
	BF1	BF2	BF3	BF4
Etoricoxib	50	50	50	-
Starch Phosphate	-	-	140	-
Etoricoxib-starch phosphate (1:2) solid dispersion	-	-	-	150
DCP	145.8	-	-	45.8
Lactose	-	145.8	5.8	-
Crospovidone	11	11	11	11
Acacia	4.4	4.4	4.4	4.4
Talc	4.4	4.4	4.4	4.4
Magnesium stearate	4.4	4.4	4.4	4.4
Total weight of Tablet (mg)	220	220	220	220

BF1: tablets formulated employing etoricoxib alone and using DCP as diluent;
BF2: tablets formulated employing etoricoxib alone and using lactose as diluent;
BF3: tablets formulated by direct compression employing starch phosphate as DCV.
BF4: tablets formulated employing etoricoxib-starch phosphate (1:2) solid dispersion

Preparation of Etoricoxib Tablets by Wet Granulation Method

Compressed tablets each containing 50 mg of etoricoxib were prepared by wet granulation method employing etoricoxib alone (BF1 and BF2) and its solid dispersions in starch phosphate (BF4). The required quantities of etoricoxib or etoricoxib-starch phosphate (1:2) solid dispersion, diluent (DCP or lactose) and acacia were mixed thoroughly in mortar by following geometric dilution technique. The granulating fluid, water was added and mixed thoroughly to form dough mass. The mass was passed through mesh No 12 to obtain wet granules. The wet granules were dried at 60⁰c for 2h. the dried granules was passed through mesh No 16 to break the aggregates. Crospovidone and the lubricants (talc and magnesium stearate) were passed through mesh No 100 on to dry granules and blended in a closed polyethylene bag. The tablet granules were compressed into tablets on a Cadmach 16-station rotary tablet punching machine (M/s Cadmach Engineering Co. Pvt. Ltd., Mumbai) to a hardness of 6 kg/cm² using 9 mm concave punches.

Preparation of Tablets by Direct Compression Method

Compressed tablets each containing 50 mg of etoricoxib were prepared by direct compression method (BF3) employing starch phosphate as directly compressible vehicle. All the materials required as per the formulae were blended in a closed polyethylene bag. The blends were compressed into tablets on a tablet punching machine (M/s Cadmach Machinery Co. Pvt. Ltd) to a hardness of 6 kg/cm² using 9 mm round and flat punches. In each case 100 tablets were compressed.

Evaluation of Tablets

All the tablets prepared were evaluated for content of active ingredients, hardness, friability, disintegration time and dissolution rate as per official (IP) methods. Hardness of tablets was tested using Monsanto Hardness tester. Friability of the tablets was determined in a Roche friabilator. Disintegration time was determined in a Labindia tablet disintegration test machine (Model: DT 1000)) using water as test fluid.

Estimation of Drug Content in the Tablets

From each batch of tablets prepared 20 tablets were accurately weighed and powdered. Tablet powder equivalent to 50 mg of drug was taken for assay into a 100 ml conical flask and extracted with 3x20 ml quantities of methanol. The methanolic extracts were filtered and collected into a 100 ml volumetric flask and the volume was made upto 100 ml with methanol. The solution was then suitably diluted with phosphate buffer of pH 7.4. The absorbance of the solution was measured at 288 nm. Drug content of the tablets was calculated using the standard calibration curve.

Dissolution Rate Study

Dissolution rate of etoricoxib from the tablets prepared was studied in phosphate buffer pH 7.4 (900 ml) employing USP 8 station Dissolution Rate Test Apparatus (M/s Labindia Disso 8000) with a paddle stirrer at 50 rpm. One tablet containing 50 mg of etoricoxib was used in each test. A temperature $37 \pm 1^\circ\text{C}$ was maintained throughout. Samples of dissolution medium (5 ml) were withdrawn through a filter (0.45μ) at different time intervals and assayed for etoricoxib at 288 nm. For comparison, dissolution of etoricoxib from one commercial brand was also studied. All the dissolution experiments were conducted in triplicate ($n=3$).

RESULTS AND DISCUSSION

Starch phosphate was prepared by reacting starch with di-sodium hydrogen orthophosphate anhydrous at elevated temperatures. The reactions involved are shown in Figure 1. Starch phosphate prepared was found to be white, crystalline, non hygroscopic powder and can easily be ground to different sizes. Powder which passes through mesh no.80 and retained on mesh no.120 was collected. This powder has an average particle size of $152\mu\text{m}$. The starch phosphate prepared was characterized by determining various physical properties. The properties of starch phosphate prepared are summarized in Table 2.

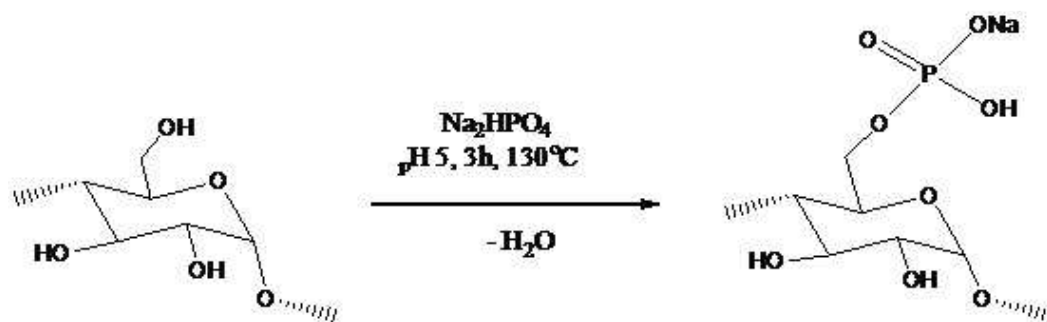


Figure 1: Phosphorification of Potato Starch to Produce Starch Phosphate

When tested for m.p., it was charred at 210°C . Starch phosphate prepared was insoluble in water, aqueous fluids of acidic and alkaline pH and several organic solvents tested. In water it exhibited good swelling (400%). No gelling/pasting was observed with starch phosphate when its aqueous dispersion was heated at 100°C for 30 min, where as potato starch formed a paste/gel during the above heat treatment. In the micromeritic evaluation, the angle of repose and compressibility index values revealed the excellent flow characteristic of starch phosphate prepared. All the physical properties studied indicated that starch phosphate is a promising pharmaceutical

excipient in tablets. We have earlier reported [2, 8] starch phosphate as an efficient carrier [2] for solid dispersions to enhance dissolution rate of poorly soluble drugs and also as a promising directly compressible vehicle [8].

Table 2 Physical Properties of the Starch Phosphate Prepared

Property	Result
Solubility	Insoluble in all aqueous and organic solvents tested
P ^H (1% w/v aqueous dispersion)	7.25
Melting Point	Charred at 210 ^o c
Viscosity (1% w/v aqueous dispersion)	2.11 cps
Swelling Index	400
Gelling Property	No gelling and the swollen particles of starch phosphate separated from water. Whereas in the case of starch, it was gelatinized and formed gel.
Moisture Absorption	< 4.0 %
Particle Size	152 μm (80/120 mesh)
Density	1.667 g/cc
Bulk Density	0.534 g/cc
Angle of Repose	20.04 ^o
Compressibility Index	11.01 %

Four different batches of etoricoxib tablets were formulated and prepared by wet granulation and direct compression methods as per the formulae given in Table 1. The physical properties of the prepared tablets are summarized in Table 3. All the etoricoxib tablets prepared were found to contain the etoricoxib with in 100±2% of the labeled claim. Hardness of the tablets was in the range 7-8 Kg/sq.cm. Percentage weight loss in the friability test was less than 0.72% in all the cases. Tablets formulated employing starch phosphate (BF3 & BF4) disintegrated rapidly within 1-20 min-sec. Tablets formulated employing etoricoxib alone (BF1 & BF2) disintegrated within 2-3 min. All the four batches of tablets prepared fulfilled the official (IP) specification for weight variation. As such all the etoricoxib tablets prepared were of good quality with regard to drug content, friability, hardness and disintegration time and fulfilled the official (IP) specifications of uncoated tablets.

Table 3 Drug Content, Hardness, Friability, Disintegration Time and Weight Variation of Etoricoxib Tablets Formulated Employing Starch Phosphate by Wet Granulation and Direct Compression Methods

Formulation	Drug Content (mg/tab)	Hardness (Kg/cm ²)	Friability (% weight loss)	Disintegration Time (min-sec)	Weight Variation (maximum % deviation)
BF1	49.6	7.0	0.48	2-30	2.5
BF2	49.4	8.0	0.65	3-00	1.5
BF3	50.2	8.0	0.58	1-00	3.0
BF4	49.2	7.0	0.72	1-20	2.5
Commercial	59.6	5.0	0.48	5-00	--

Dissolution rate of etoricoxib tablets prepared and one commercial brand was studied in phosphate buffer of pH 7.4. The dissolution profiles of the tablets prepared are shown in Figure 3. The dissolution parameters of the prepared tablets are given in Table 4. Dissolution of etoricoxib from all the tablets prepared followed first order kinetics with correlation coefficient 'R' values > 0.940. Dissolution efficiency (DE₃₀) values were calculated as per Khan [14]. All the

dissolution parameters (PD_{30} , T_{50} , DE_{30} , K_1) indicated rapid and higher dissolution of etoricoxib from tablets formulated employing starch phosphate as directly compressible vehicle (BF3) and etoricoxib-starch phosphate (1:2) solid dispersion (BF4) when compared to tablets formulated employing etoricoxib alone (BF1 & BF2) and commercial brand tested. Tablets formulated employing lactose as diluent (BF2) gave relatively higher dissolution rate and DE_{30} values when compared to those formulated employing DCP as diluent (BF1).

Tablets formulated employing starch phosphate as directly compressible vehicle (BF3) and etoricoxib-starch phosphate (1:2) solid dispersion (BF4) gave much higher dissolution rates and DE_{30} values when compared to formulation BF1 (control). A 40.17 and 95.77 fold increase in the dissolution rate (K_1) was observed with formulations BF3 and BF4 respectively when compared to formulation BF1. A 4.90 and 11.8 fold increase in the dissolution rate (K_1) was observed with these formulations when compared to commercial formulation. Formulations BF3 and BF4 respectively gave 87.59% and 95.14% dissolution in 30 min fulfilling the target dissolution requirement for biowaiver. Formulations BF1, BF2 and commercial brand could not fulfill the target dissolution requirement.

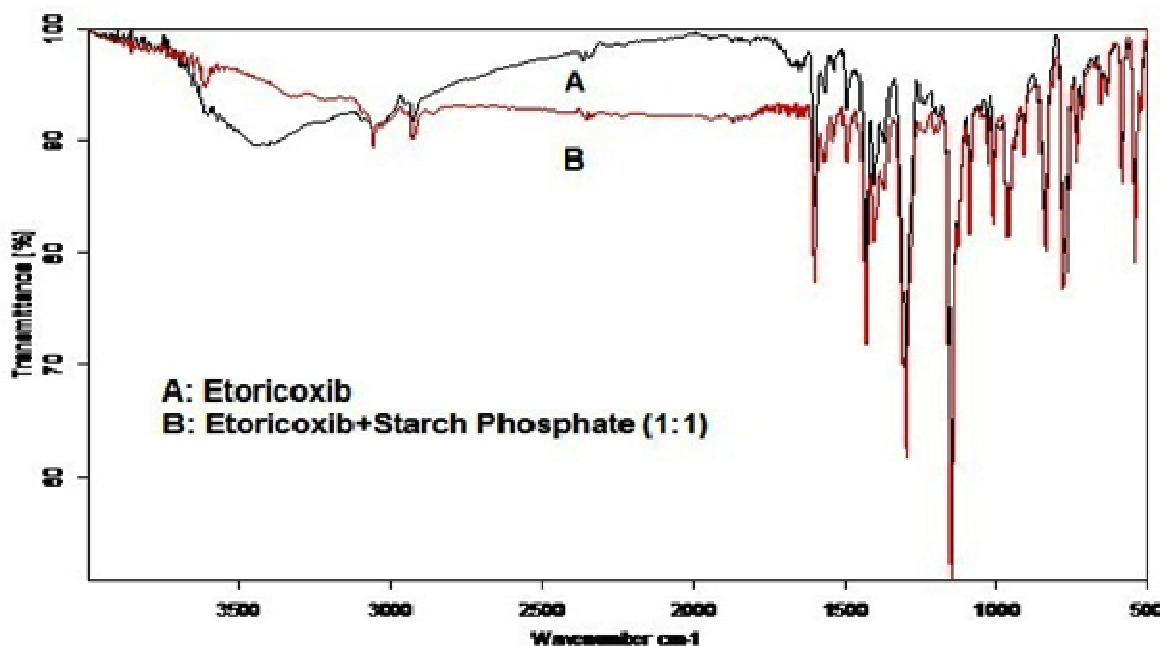


Figure 2: FTIR Spectra of Pure Drug and Mixtures of Pure Drug and Starch Phosphate (1:1)

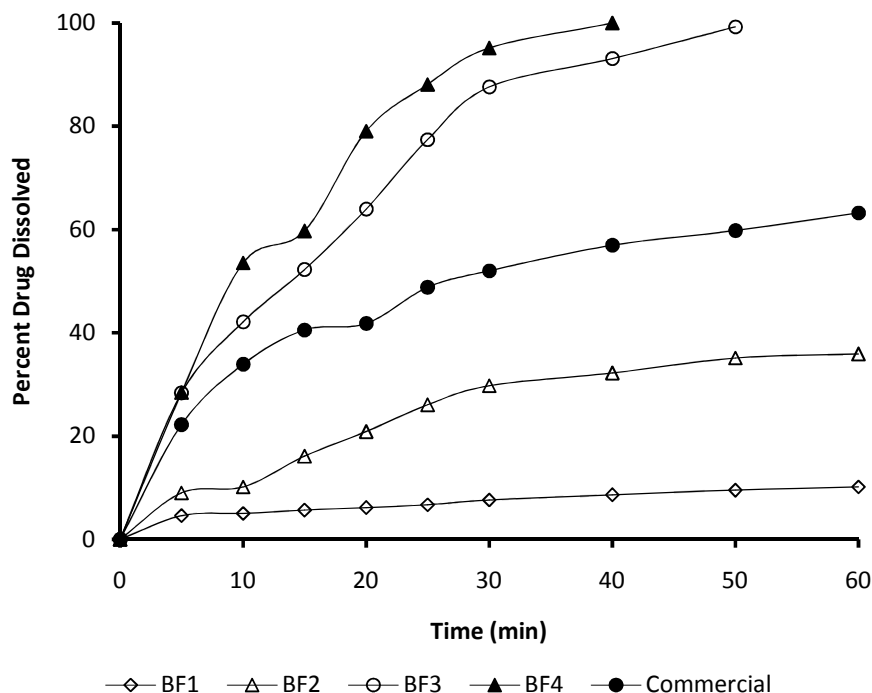


Figure 3 Dissolution Profiles of Etoricoxib Tablets Formulated Employing Starch Phosphate by Wet Granulation and Direct Compression Methods

Table 4 Dissolution Parameters of Etoricoxib Tablets Formulated Employing Starch Phosphate by Wet Granulation and Direct Compression Methods

Formulation	PD ₃₀ (%)	T ₅₀ (min)	DE ₃₀ (%)	Increase in DE ₃₀ (No of Folds)	K ₁ (min ⁻¹)	Increase in K ₁ (No of Folds)
BF1	7.63	> 60	5.33	-	0.0018	-
BF2	29.78	> 60	16.19	3.04	0.0076	4.11
BF3	87.59	14.0	51.32	9.63	0.074	40.17
BF4	95.14	8.0	59.41	11.14	0.177	95.77
Commercial	52.03	28.0	35.55	6.67	0.015	8.13

*PD*₃₀ : percent dissolved in 30 min; *T*₅₀: time for 50 % dissolution; *DE*₃₀: dissolution efficiency upto 30 min; *K*₁: first order dissolution rate.

CONCLUSION

Starch phosphate prepared by reacting starch with di-sodium hydrogen orthophosphate anhydrous at elevated temperatures was insoluble in water and has good swelling (400%) property without pasting or gelling when heated in water. In the micromeritic evaluation, the angle of repose and compressibility index values revealed the excellent flow characteristic of starch phosphate prepared. All the physical properties studied indicated that starch phosphate is a promising pharmaceutical excipient in tablets. FTIR study indicated no drug-excipient interaction between starch phosphate and the drugs studied. Etoricoxib rapidly dissolving tablets with >85% dissolution in 30 min could be formulated employing starch phosphate as directly

compressible vehicle by direct compression method (BF3) and also employing etoricoxib-starch phosphate (1:2) solid dispersion by wet granulation method (BF4). Formulations BF3 and BF4 respectively gave 87.59% and 95.14% dissolution in 30 min fulfilling the target dissolution requirement for biowaiver.

Acknowledgements

Authors are thankful to University Grants Commission, New Delhi for providing financial assistance in the form of UGC JRF to Veeraiah Enturi.

REFERENCES

- [1] Chowdary. KPR and Madhavi. BLR, *Indian Drugs.*, **2005**, 42(9), 557.
- [2] Chowdary. KPR and Veeraiah Enturi, *Int. J. Pharma. Sci. Drug. Res.*, **2011**, 3(2), 80.
- [3] Shangraw R. F. Direct Compression Tableting: Encyclopaedia of Pharmaceutical Technology, Marcel Dekker, New york USA, **1988**, Vol (4), 2nd ed, 1988, 85.
- [4] Armstrong. NA, *Pharm.Technol. Eur*, **1989**, 9, 24.
- [5] Jivraj M, Martini LG. and Thomson CM, *PSTT.*, **2000**, 3, 58.
- [6] Rubinstein MH. Tablets Pharmaceutics: The Science of Dosage of Form, Churchill UK, 1sted, **1998**, 304.
- [7] Wurzburg O.B. Modified Starches: Properties and Uses. CRC Press. Inc, Boca Raton, Florida, **1986**, 277.
- [8] Chowdary KPR and Veeraiah Enturi. *J. Pharma. Res*, **2011**, 4(9), 3241.
- [9] Waiver of *In Vivo* Bioavailability and Bioequivalence Studies for Immediate-Release Solid Oral Dosage Forms Based on a Biopharmaceutics Classification System. Available from:URL:<http://www.fda.gov/downloads/Drugs/GuidanceComplianceRegulatoryInformation/Guidances/ucm070246.pdf>
- [10] Sung JH, Park DP, Park BJ, Choi HJ, and Jhon MS, *Biomacromolecules.*, 2005, 6, 2182.
- [11] Martin A. Micromeritics. In: Physical Pharmacy. Baltimore, MD: Lippincott. Williams & Wilkins, **2001**, 423.
- [12] Cooper. J and Gunn. C, Tutorial Pharmacy: Powder flow and compaction; CBS Publications New Delhi, India In: Carter SJ. Eds, **1986**, 211.
- [13] Aulton ME, Wells TI. Pharmaceutics: The Science of dosage form design, Churchill Livingstone, London, England 2nd ed. **2002**, 133.
- [14] Khan K. A, *J. Pharma. Pharmacol.*, **1975**, 27, 48.